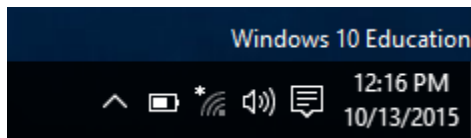


# Connecting to ACM Guest Wi-Fi

Enter your network configuration area:

(right click the network/wifi icon)



You should see several options for connection including ACOM-Guest:



Click on ACOM-Guest.

## Required Fields:

If you have a college supplied account, we would encourage you to NOT use this guest network. Instead, please look for the ACM ssid in your devices wireless network list and use it instead.

If you would like to use Allegany College's Guest Network, ACOM-Guest, please complete the form below. The login you create will be valid for 24 hours. After that time period you will need to re-register. This login will allow you to have a total of 3 devices concurrently connected to the network.

Keep in mind, the guest network is not encrypted. Ensure any traffic you wish to have secured while using this network is encrypted by other means. ie, HTTPS, SSL or connection to your corporate VPN.

Already have a guest account? [Sign In](#)

Visitor Registration	
* Your Name:	<input type="text"/> <small>Please enter your full name.</small>
* Email Address:	<input type="text"/> <small>Please enter your email address. This will become your username to log into the network.</small>
* Confirm:	<input type="checkbox"/> I accept the <a href="#">terms of use</a>
<input type="button" value="Register"/>	

\* required field

Already have a guest account? [Sign In](#)

Your Name and Email Address

You must accept the “Terms of Use” for Connection



Visitor Registration	
* Your Name:	<input type="text" value="First Last Name"/> <small>Please enter your full name.</small>
* Email Address:	<input type="text" value="youremail@address.com"/> <small>Please enter your email address. This will become your username to log into the network.</small>
* Confirm:	<input checked="" type="checkbox"/> I accept the <a href="#">terms of use</a>
<input type="button" value="Register"/>	

\* required field

Already have a guest account? [Sign In](#)

Click Register when the fields are filled out.

You will need to acknowledge the Visitor Registration Receipt:

Visitor Registration Receipt	
Guest's Name:	First Last Name
Account Username:	 youremail@address.com
Guest Password:	 065337
Activation Time:	Tuesday, 13 October 2015, 12:21 PM
Expiration Time:	Wednesday, 14 October 2015, 12:21 PM
<a href="#">Log In</a>	

Click Log in and you will be connected to the wireless network and will see the Allegany College Homepage in your browser.

\*If you experience problems please contact the Helpdesk for additional support. The Helpdesk is located in the Technologies Building Room T-20

Helpdesk Contact:

Phone: 301-784-5444 or

Email: [acmhelpdesk@allegany.edu](mailto:acmhelpdesk@allegany.edu)