

# Equity in Athletics 2016

Institution: Allegany College of Maryland (161688)

User ID: E1616881

## Screening Questions

Please answer these questions carefully as your responses will determine which subsequent data entry screens are appropriate for your institution.

### 1. How will you report Operating (Game-day) Expenses?

By Team

Per Participant

### 2. Select the type of varsity sports teams at your institution.

Men's Teams

Women's Teams

Coed Teams

Yes

Men's Teams

Women's Teams

Coed Teams

No

- If you save the data on this screen, then return to the screen to make changes, note the following:
- 1) If you select an additional type of team remember to include associated data for that type of team on subsequent screens;
- 2) If you delete a type of team but have already entered associated data on other screens, all associated data for that type of team will be deleted from subsequent screens. However, because the survey system has to recalculate the totals, you must re-save every screen.

## Sports Selection - Men's and Women's Teams

Select the varsity sports teams at your institution.

Sport	Men's	Women's	Sport	Men's	Women's
Archery	<input type="checkbox"/>	<input type="checkbox"/>	Badminton	<input type="checkbox"/>	<input type="checkbox"/>
Baseball	<input checked="" type="checkbox"/>	<input type="checkbox"/>	Basketball	<input checked="" type="checkbox"/>	<input checked="" type="checkbox"/>
Beach Volleyball	<input type="checkbox"/>	<input type="checkbox"/>	Bowling	<input type="checkbox"/>	<input type="checkbox"/>
Cross Country	<input type="checkbox"/>	<input type="checkbox"/>	Diving	<input type="checkbox"/>	<input type="checkbox"/>
Equestrian	<input type="checkbox"/>	<input type="checkbox"/>	Fencing	<input type="checkbox"/>	<input type="checkbox"/>
Field Hockey	<input type="checkbox"/>	<input type="checkbox"/>	Football	<input type="checkbox"/>	<input type="checkbox"/>
Golf	<input checked="" type="checkbox"/>	<input type="checkbox"/>	Gymnastics	<input type="checkbox"/>	<input type="checkbox"/>
Ice Hockey	<input type="checkbox"/>	<input type="checkbox"/>	Lacrosse	<input type="checkbox"/>	<input type="checkbox"/>
Rifle	<input type="checkbox"/>	<input type="checkbox"/>	Rodeo	<input type="checkbox"/>	<input type="checkbox"/>
Rowing	<input type="checkbox"/>	<input type="checkbox"/>	Sailing	<input type="checkbox"/>	<input type="checkbox"/>
Skiing	<input type="checkbox"/>	<input type="checkbox"/>	Soccer	<input checked="" type="checkbox"/>	<input type="checkbox"/>
Softball	<input type="checkbox"/>	<input type="checkbox"/>	Squash	<input type="checkbox"/>	<input type="checkbox"/>
Swimming	<input type="checkbox"/>	<input type="checkbox"/>	Swimming and Diving (combined)	<input type="checkbox"/>	<input type="checkbox"/>
Synchronized Swimming	<input type="checkbox"/>	<input type="checkbox"/>	Table Tennis	<input type="checkbox"/>	<input type="checkbox"/>
Team Handball	<input type="checkbox"/>	<input type="checkbox"/>	Tennis	<input type="checkbox"/>	<input type="checkbox"/>
Track and Field (Indoor)	<input type="checkbox"/>	<input type="checkbox"/>	Track and Field (Outdoor)	<input type="checkbox"/>	<input type="checkbox"/>
Track and Field and Cross Country (combined)	<input type="checkbox"/>	<input type="checkbox"/>	Volleyball	<input type="checkbox"/>	<input checked="" type="checkbox"/>
Water Polo	<input type="checkbox"/>	<input type="checkbox"/>	Weight Lifting	<input type="checkbox"/>	<input type="checkbox"/>
Wrestling	<input type="checkbox"/>	<input type="checkbox"/>	Other Sports (Specify sports in the caveat box.)*	<input type="checkbox"/>	<input type="checkbox"/>

CAVEAT

\* If you indicated in the caveat box that your other sports are Dancing and/or Cheerleading, please also specify in the caveat box that your institution has a letter from the Office for Civil Rights confirming that the OCR has determined that Dancing and/or Cheerleading are varsity sports at your institution.

- If you save the data on this screen, then return to the screen to make changes, note the following:
- 1) If you select an additional team remember to include associated data for that sport on subsequent screens;
- 2) If you delete a sport but have already entered associated data on other screens, all associated data for that sport will be deleted from subsequent screens. However, because the survey system has to recalculate the totals, you must re-save every screen.

# Athletics Participation - Men's and Women's Teams

Enter the number of participants as of the day of the first scheduled contest.

Varsity Teams	Men's Teams	Women's Teams

Unduplicated Count of Participants  
*(This is a head count. If an individual participates on more than one team, count that individual only once on this line.)*

**CAVEAT**  
(For each men's or women's team that includes opposite sex participants, specify the number of male and the number of female students on that team in this caveat box. This does not apply for coed teams. Additionally, provide any other clarifying information here.)

If you save the data on this screen, then return to the screen to make changes, please note you must re-save every screen because the survey system has to recalculate the totals.

## Head Coaches - Men's Teams

For each men's team, indicate whether the head coach is male or female, was assigned to the team on a full-time or part-time basis, and whether the coach was employed by the institution on a full-time basis or on a part-time or volunteer basis, by entering a 1 in the appropriate field.  
 The Swimming and Diving (combined) fields allow up to 2 head coaches. The Track and Field and Cross Country (combined) fields allow up to 3.

	Male Head Coaches				Female Head Coaches				Total Head Coaches
	Assigned to Team on a Full-Time Basis	Assigned to Team on a Part-Time Basis	Full-Time Institution Employee	Part-Time Institution Employee or Volunteer	Assigned to Team on a Full-Time Basis	Assigned to Team on a Part-Time Basis	Full-Time Institution Employee	Part-Time Institution Employee or Volunteer	
Baseball		1	1						1
Basketball		1	1						1
Golf		1	1						1
Soccer		1							1
Coaching Position Totals	0	4	3		0		0	0	4

CAVEAT

## Head Coaches - Women's Teams

For each women's team, indicate whether the head coach is male or female, was assigned to the team on a full-time or part-time basis, and whether the coach was employed by the institution on a full-time basis or on a part-time or volunteer basis, by entering a 1 in the appropriate field.  
 The Swimming and Diving (combined) fields allow up to 2 head coaches. The Track and Field and Cross Country (combined) fields allow up to 3.

Varsity Teams	Male Head Coaches				Female Head Coaches				Total Head Coaches
	Assigned to Team on a Full-Time Basis	Assigned to Team on a Part-Time Basis	Full-Time Institution Employee	Part-Time Institution Employee or Volunteer	Assigned to Team on a Full-Time Basis	Assigned to Team on a Part-Time Basis	Full-Time Institution Employee	Part-Time Institution Employee or Volunteer	
Basketball		1		1					1
Softball		1		1					1
Volleyball						1		1	1
Coaching Position Totals	0	2	0	2	0	1	0	1	3

CAVEAT

# Head Coaches' Salaries - Men's and Women's Teams

Enter only salaries and bonuses that your institution pays head coaches as compensation for coaching. Do not include benefits on this screen.  
Do not include volunteer coaches in calculating the average salary and the Full-Time Equivalent (FTE) Total.  
For help calculating the FTE total click on the Instructions link on this screen.

	Men's Teams	Women's Teams
Average Annual Institutional Salary per Head Coaching Position (for coaching duties only)	4,681	4,400
Number of Head Coaching Positions Used to Calculate the Average	4	3
Number of Volunteer Head Coaching Positions (Do not include these coaches in your salary or FTE calculations.)	0	0
Average Annual Institutional Salary per Full-time equivalent (FTE)	44,581	41,250
Sum of Full-Time Equivalent (FTE) Positions Used to Calculate the Average	0.42	0.32

CAVEAT

# Assistant Coaches - Men's Teams

For each men's team, indicate whether the assistant coach is male or female, was assigned to the team on a full-time or part-time basis, and whether the coach was employed by the institution on a full-time basis or on a part-time or volunteer basis, by entering a 1 in the appropriate field.

Varsity Teams	Male Assistant Coaches				Female Assistant Coaches				Total Assistant Coaches
	Assigned to Team on a Full-Time Basis	Assigned to Team on a Part-Time Basis	Full-Time Institution Employee	Part-Time Institution Employee or Volunteer	Assigned to Team on a Full-Time Basis	Assigned to Team on a Part-Time Basis	Full-Time Institution Employee	Part-Time Institution Employee or Volunteer	
		3							3
		2		2					2
									0
		1							1
					0		0	0	6

CAVEAT

## Assistant Coaches - Women's Teams

For each women's team, indicate whether the assistant coach is male or female, was assigned to the team on a full-time or part-time basis, and whether the coach was employed by the institution on a full-time basis or on a part-time or volunteer basis, by entering a 1 in the appropriate field.


Varsity Teams	Male Assistant Coaches				Female Assistant Coaches				Total Assistant Coaches
	Assigned to Team on a Full-Time Basis	Assigned to Team on a Part-Time Basis	Full-Time Institution Employee	Part-Time Institution Employee or Volunteer	Assigned to Team on a Full-Time Basis	Assigned to Team on a Part-Time Basis	Full-Time Institution Employee	Part-Time Institution Employee or Volunteer	
Basketball						3		3	3
Softball		1		1					1
Volleyball						1		1	1
Coaching Position Totals	0	1	0	1	0	4	0	4	5

CAVEAT



# Assistant Coaches' Salaries - Men's and Women's Teams

Enter only salaries and bonuses that your institution pays assistant coaches as compensation for coaching. Do not include benefits on this screen.  
Do not include volunteer coaches in calculating the average salary and the Full-Time Equivalent (FTE) Total.  
For help calculating the FTE total click on the Instructions link on this screen.

Number of Assistant Coaching Positions Used to Calculate the Average		5
		0
Average Annual Institutional Salary per Full-time equivalent (FTE)	22,427	22,308
		 0.26

CAVEAT

## Athletically Related Student Aid - Men's and Women's Teams

Athletically related student aid is any scholarship, grant, or other form of financial assistance, offered by an institution, the terms of which require the recipient to participate in a program of intercollegiate athletics at the institution. Other student aid, of which a student-athlete simply happens to be the recipient, is not athletically related student aid. If you do not have any aid to report, enter a 0.

	Men's Teams	Women's Teams	Total
Amount of Aid	6,330	3,986	10,316
Ratio (percent)	61	39	100%

CAVEAT

# Recruiting Expenses - Men's and Women's Teams

Recruiting expenses are all expenses an institution incurs attributable to recruiting activities. This includes, but is not limited to, expenses for lodging, meals, telephone use, and transportation (including vehicles used for recruiting purposes) for both recruits and personnel engaged in recruiting, and other expenses for official and unofficial visits, and all other expenses related to recruiting. If you do not have any recruiting expenses to report, enter a 0.

	Men's Teams	Women's Teams	Total
Total	0	0	0
CAVEAT			

## Operating (Game-Day) Expenses - Men's and Women's Teams by Team

Operating expenses are all expenses an institution incurs attributable to home, away, and neutral-site intercollegiate athletic contests (commonly known as "game-day expenses"), for (A) Lodging, meals, transportation, uniforms, and equipment for coaches, team members, support staff (including, but not limited to team managers and trainers), and others; and (B) Officials.  
 For a sport with a men's team and a women's team that have a combined budget, click here for special instructions.  
 Report actual numbers, not budgeted or estimated numbers. Please do not round beyond the next dollar.

Varsity Teams	Participants	Men's Teams		Women's Teams		By Total Team	Total Operating Expenses
		Operating Expenses per Participant	By Team	Operating Expenses per Participant	By Team		
Basketball	12	1,259	15,112	8	1,226	9,811	24,923
Baseball	24	546	13,114				13,114
Golf	10	27	272				272
Soccer	16	471	7,533				7,533
Softball				13	238	3,094	3,094
Volleyball				9	910	8,191	8,191
Total Operating Expenses Men's and Women's Teams	62		36,031	30		21,096	57,127

CAVEAT

**Note: This screen is for game-day expenses only.**

## Total Expenses - Men's and Women's Teams

Enter all expenses attributable to intercollegiate athletic activities. This includes appearance guarantees and options, athletically related student aid, contract services, equipment, fundraising activities, operating expenses, promotional activities, recruiting expenses, salaries and benefits, supplies, travel, and any other expenses attributable to intercollegiate athletic activities.

Report actual numbers, not budgeted or estimated numbers. Please do not round beyond the next dollar.

### Varsity Teams


					52,471
			7,774		
			14,953		
		40,394	22,727		
Total Expenses Men's and Women's Teams		72,405	43,187		
Grand Total Expenses					

## Total Revenues - Men's and Women's Teams

Your total revenues must cover your total expenses.

Enter all revenues attributable to intercollegiate athletic activities. This includes revenues from appearance guarantees and options, an athletic conference, tournament or bowl games, concessions, contributions from alumni and others, institutional support, program advertising and sales, radio and television, royalties, signage and other sponsorships, sport camps, state or other government support, student activity fees, ticket and luxury box sales, and any other revenues attributable to intercollegiate athletic activities.


Report actual numbers, not budgeted or estimated numbers. Please do not round beyond the next dollar.

Varsity Teams	Men's Teams	Women's Teams	
Basketball	32,011	20,460	52,471
Baseball	25,585		25,585
Golf	2,322		2,322
Soccer	12,487		12,487
Softball		7,774	7,774
Volleyball		14,953	14,953
Total Revenues of all Sports, Except Football and Basketball, Combined	40,394	22,727	63,121
Total Revenues Men's and Women's Teams	72,405	43,187	115,592
Not Allocated by Gender/Sport (Revenues not attributable to a particular sport or sports)			
Grand Total for all Teams (includes by team and not allocated by gender/sport)			115,592

CAVEAT

## Summary - Men's and Women's Teams

Your Grand Total Revenues must be equal to or greater than your Grand Total Expenses or you will not be able to lock your survey.

	Men's Teams	Women's Teams	Total
	18,724	13,200	31,924
<b>2 Total of Assistant Coaches' Salaries</b>	<b>8,298</b>		
Total Salaries (Lines 1+2)	27,022	19,000	46,022
<b>4 Athletically Related Student Aid</b>	<b>6,330</b>	<b>3,986</b>	<b>10,316</b>
Recruiting Expenses	0	0	0
<b>Operating (Game-Day) Expenses</b>		<b>21,096</b>	
Summary of Subset Expenses (Lines 3+4+5+6)		44,082	113,465
<b>8 Total Expenses for Teams</b>		<b>43,187</b>	
Total Expenses for Teams Minus Subset Expenses (Line 8 – Line 7)	3,022	 <b>-895</b>	
<b>10 Not Allocated Expenses</b>			
Grand Total Expenses (Lines 8+10)			115,592
<b>12 Total Revenues for Teams</b>	<b>72,405</b>	<b>43,187</b>	<b>115,592</b>
Not Allocated Revenues			
<b>14 Grand Total Revenues (Lines 12+13)</b>			<b>115,592</b>
Total Revenues for Teams minus Total Expenses for Teams (Line 12-Line 8)	0	0	0
<b>16 Grand Total Revenues Minus Grand Total Expenses (Line 14- Line 11)</b>			<b>0</b>

To return to a data entry screen, click on the link in the [Navigation Menu](#).

To proceed to the Supplemental Information screen, click on the link in the [Navigation Menu](#) or click on the "Next" button on this screen.

## Supplemental Information (optional)

This screen may be used to help the reader better understand the data you have provided, or to help a prospective student-athlete make an informed choice of an athletics program. This information will be viewable on the EADA public website. Please do not include the names of individuals or write messages to the help desk. To explain specific data entered on a previous screen, please use the caveat box on that screen.

